



Quick Reference Guide

Welcome to Anima Phonics! These pages will explain how children are taught to read and write in school.

What is phonics?

There are 26 letters in the alphabet and each letter has its own 'sound'. For example:



However, there are more than 26 'sounds' in English - there are 44 in fact! - and we use combinations of letters to make these sounds.



A digraph uses two letters to make one sound.

In Anima Phonics, digraphs are coloured green to make them easier to identify.

Why learn phonics?

Children need a clear and consistent method to use when reading and writing. Learning to read with phonics is much easier and simpler than trying to memorise thousands of words!

Decades of research tells us that teaching children the phonics 'code' is the quickest way to unlocking the English language.

How is phonics taught in school?

Each 'sound' is introduced with a poem and action to aid speedy recall. These are all shown on the following pages.

The 44 sounds are gradually introduced in a systematic order.

Phonics glossary

Phoneme

A sound as it is said aloud.

Grapheme

A sound as it is written.

Blending

This involves looking at a written word and merging the phonemes together to make the word. This is the basis of reading.

Segmenting

This involves splitting a word up into phonemes and writing the matching graphemes on the page. This is the basis of spelling.



s for snake

ACTION:



Wiggle your hand like a slithering snake.




a for ant

ACTION:



Pretend to take a bite from an apple.



t for tiger

ACTION:



Tap on your wristwatch.




p for pig

ACTION:

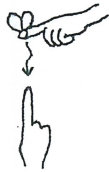


Pop bubbles in the air.



i for insect

ACTION:



Use your fingers to show how Insect lands on the stick



n for newt

ACTION:



Make a pillow with your hands and take a nap.



m for meerkat

ACTION:



Hold up your meerkat paws, and smell the mangoes.



d for dog

ACTION:



Dig like a dog.



g for gorilla

ACTION:



Beat your chest like a gorilla.




o for octopus

ACTION:



Draw a circle in the air with your finger.



c for crab

ACTION:



Make crab claws with your hands.



e for elephant

ACTION:



Raise your hands to your mouth and call out an echo.




u for umbrella

ACTION:



Hide under your umbrella arms.



r for rat

ACTION:



Raise your rocket hands up into space.



h for hen

ACTION:

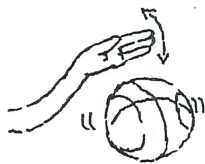


Fan your mouth as if you have eaten a hot chilli.



b for bear

ACTION:



Bounce a ball.



f for frog

ACTION:



Use your fireman's hose to put out the fire.




l for lion

ACTION:



Rub your wrist on your chin, as if licking your paw.



j for jellyfish

ACTION:



Juggle balls in the air.



v for vulture

ACTION:




Snap your hands below your chin like a Venus flytrap.




w for worm

ACTION:



Roll your hands over each other like a washing machine.




x as in fox

ACTION:



Make a cross with your arms like Agent Fox.



y for yak

ACTION:

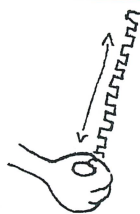


Hold your nose to block out the yucky smell.



z for zebra

ACTION:

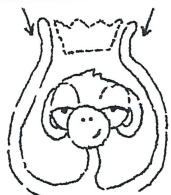


Fasten your zip.



qu for quail

ACTION:



Place a queen's crown on your head.



ch for cheetah

ACTION:



Give yourself a cuddle as you chatter in the chill.



sh for sheep

ACTION:



Put your finger to your lips and say 'sh'.




th as in moth

ACTION:



Gently flap your hands like the wings of a moth in the day.



th as in the

ACTION:



Quickly flap your hands like a moth's wings at night.



ng as in lemming

ACTION:




Pull the rope to ring the bell.



ee as in eel

ACTION:



Press your car horn to make the sound 'ee'.



ar as in alarm

ACTION:



Shake your hands above your head like an alarm clock.




oa as in goat

ACTION:



Row a boat.




or as in tortoise

ACTION:



Pull the cord to sound the horn.



oo as in rook

ACTION:



Look through your binoculars and shrug.




oo as in goose

ACTION:



Look through your binoculars and lean forward.



ai as in alien

ACTION:



Take your aim, and throw an acorn.




igh as in eye-eye

ACTION:



Rest your finger on your cheek and point to your eye.



ear for earwig

ACTION:



Tug one of your ears.




ou as in owl

ACTION:



Rub your head as if you've had a bump.



ur for urchin

ACTION:

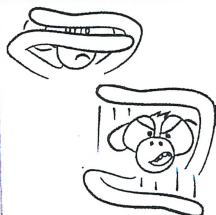


Twist the cap to free Urchin from the bottle.




oi as in oyster

ACTION:



Hide behind your arms, like an oyster's shell, then pop out!



air as in aeroplane

ACTION:



Fly your hand through the air like an aeroplane.



ew as in unicorn

ACTION:



Put your finger on your head to make a unicorn horn.

